



advantage
boating 

Section IV: Part A - Rules of the Road and Canadian Regulations

Lesson Outline



- Lesson Objectives
- Introduction
- Licensing and registration
- Conformity label
- Capacity plates
- Summary
- Quiz

Lesson Objectives



- In this lesson you will learn how to apply licensing and labeling regulations.



- Canadian regulations dictate rules about:
 - Licensing
 - Registration
 - Identification marking or labels

Knowing the rules and regulations!



- Before you start to apply your learning on the water, you also need to understand the Canadian rules and regulations for sail boats.
- These rules and regulations have been instituted to ensure that you can sail safely!
- The Rules are known as the Collision Regulations and are a legal document.

So let's begin!

Licensing, Registration, and Identification/Markings



- All recreational vessels under 15 gross tons and powered by an engine 10 horsepower (7.5 kilowatts) or more must be licensed or registered.

NOTE: Registration is optional for this size of boat.

Licensing, Registration, and Identification/Markings



- All vessels must be documented, especially dinghies or tenders that accompany a larger boat (remember dinghies or tenders equipped with an engine 10 horsepower/7.5 kw or more must be licensed separately).
- Lack of the correct documentation can result in delays clearing U.S.- Canada customs and could result in a fine.

Licensing, Registration, and Identification/Markings



- Vessels of 15 gross tons or more must be registered, which is a different process than licensing.
- Vessels of this size are identified by a name, rather than a license number. For further information on registering your vessel, please contact the nearest Transport Canada Centre.

Licensing, Registration, and Identification/Markings



KEY POINTS

- ➔ Make sure all boats are properly marked and documented.
- ➔ Keep your papers with the boat.
- ➔ Transfer ownership of your vessel, complete the information required , and give it to the new owner.

License Marking



- License vessels Under 15 gross tons and engine 10 horsepower (7.5 kilowatts) or more
- Licensing - Canada Border Services Agency



Registration Marking



- Register Vessels of 15 gross tons or more.
- Mark with the registered name.
- Registration - Marine Safety, Transport Canada



Licensing and Registering Tip!



- Remember all vessels must be documented, especially dinghies or tenders that accompany a larger boat.



Labeling – Conformity Label



- In an effort to control the safety of small vessels sold in Canada, Transport Canada has instituted a system of labeling on boats that stipulates certain pieces of information that helps provide knowledge to end users.

Labeling – Conformity Label - Canadian



 Transport Canada / Transports Canada			
BUILDER-CONSTRUCTEUR		MODEL-MODÈLE	
ABC IMAGINARY CO. (AAA)		RUNABOUT 6,1 m	
The manufacturer certifies that this product complies with the pleasure craft requirements of the Construction Standards for Small Vessels		Le fabricant certifie que ce produit est conforme aux exigences des embarcations de plaisance de la Norme de construction des petits bateaux.	
NO. – no. XXXX0016			

➔ Plates/Labels issued in another country or by anyone other than the Canadian Government are not valid for Canadian registered or licensed boats!

Labeling – Conformity Label



The Conformity Label includes the following information:

- a) Name of manufacturer
- b) Manufacturer's identification code, MIC;
- c) Model type or number, or both;
- d) Label number;
- e) Statement of compliance.

Labeling – Conformity Label



- Every newly built and/or imported pleasure craft that is fitted with, or capable of being fitted with an engine, (which is not required to have a capacity label) shall have a conformity label affixed attesting to the fact that the vessel is built in accordance with the requirements of the Construction Standards for Small Vessels TP1332.


Labeling – Conformity Label



- Personal watercraft, built on or after January 01, 1997 shall have a Conformity Label affixed.
- A warning label provided by the manufacturer, indicating the importance to ventilate a personal watercraft engine compartment must also be prominently displayed.

Labeling – Capacity Plates - Canadian



 Transport Canada		Transports Canada	Canada
MAXIMUM LOAD* CHARGE*	MAXIMUM # OCCUPANTS	MAXIMUM POWER PUISSANCE	
500 kg 1100 lbs	5	30 kW 40 hp	
*OCCUPANTS, GEAR	*OCCUPANTS, ÉQUIPEMENT	NO. – no. XXXX00005	
BUILDER – CONSTRUCTEUR	MODEL – MODÈLE		
ABC IMAGINARY CO. (YYY)	RUNABOUT 6 m		
<small>The manufacturer certifies that this product complies with the pleasure craft requirements of the Construction Standards for Small Vessels. Le fabricant certifie que ce produit est conforme aux exigences des embarcations de plaisance de la Norme de construction des petits bateaux.</small>			

➔ *Plates/Labels issued in another country or by anyone other than the Canadian Government are not valid for Canadian registered or licensed boats!*

Labeling – Capacity Plates - Canadian



- All new pleasure craft sold in Canada up to 6 m in length and capable of being fitted with an engine(s) of 7.5 kw or more are required to carry a capacity label.
- Although requirements for capacity labels changed from 5 to 6 metres on April 1, 1999, plates issued before that date are still valid.



- The capacity label states the following:
 - the recommended maximum safe limit of an outboard engine power;
 - the recommended maximum safe limit of number of occupants the pleasure craft may carry;
 - the recommended maximum load capacity for the pleasure craft. (Includes people, equipment, fuel, supplies, motor)
 - The capacity label also confirms that the pleasure craft was built according to the requirements of the Construction Standards for Small Vessels.

Summary



- By knowing critical licensing and labeling regulations, you can ensure that you are operating your vessel legally and therefore safely.
- Above all, you learned that you need to take rules and regulations seriously.

Next Steps!



- In the next lesson, you will focus on learning about ‘Rules of the Road’ as they apply to boats on the water.

Let's practice!



- Complete the following quiz to test your knowledge of safety precautions and regulations.



- What are the five pieces of information that must be included on a conformity label?
- True or False? All vessels must be documented, especially dinghies or tenders that accompany a larger boat.
- Fill in the blanks: Vessels of 15 gross tons or more must be _____, which is a different process than licensing. And they must be identified by a _____, rather than a license number.